



# S3000E >>> Retrofit Opportunities






External platform with ladder & casing railing




Removable fill with telescopic supports





Velocity recovery stacks










High temperature execution CPVC BACross 2 fill




Oversized motor & Drive set





-  Improve maintenance and accessibility
-  Enhance operational safety
-  Reduce sound emission
-  Save water
-  Save energy and increase performance
-  Increase reliability




Internal walkway




Distribution basin covers

BCP automatic bleed control




Separator




Basin sweeper piping




Whisper Quiet Fan & Low noise fan





Intake & discharge attenuation




Internal platform with ladder




Clean out port






Gear drive system with close coupled motor




Gear drive system with externally mounted motor




Vibration cut out switch

Heater package




Electric water level control package

Note: The drawings on this page are for reference only, and may vary from the actual solution offered.